

HSBC Global Investment Funds

GLOBAL BOND

Marketing communication | Monthly report 28 February 2026 | Share class ZD

Investment objective

The Fund aims to provide capital growth and income by investing in a diversified portfolio of investment grade rated bonds and other similar securities from around the world, while promoting environmental, social and governance (ESG) characteristics within the meaning of Article 8 of SFDR. The Fund aims to achieve a higher ESG score than its reference benchmark.

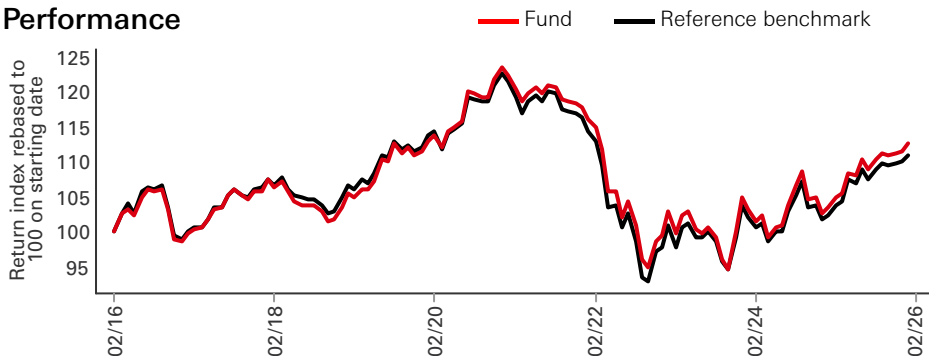
Investment strategy

The Fund is actively managed. The Fund will invest primarily in securities issued in developed markets and denominated in developed market currencies. The Fund may invest up to 20% in non-investment grade bonds and up to 20% in bonds issued in emerging markets. The Fund may invest up to 10% in bonds issued by any single government issuer with a non-investment grade rating. The Fund includes the identification and analysis of an issuer's environmental and social factors and corporate governance practices as an integral part of the investment decision making process. Issuers considered for inclusion within the Fund's portfolio will be subject to excluded activities in accordance with HSBC Asset Management's Responsible Investment Policies, which may change from time to time. The Fund may invest up to 10% in onshore Chinese bonds, invest up to 30% in asset backed securities and mortgage-backed securities, up to 10% in contingent convertible securities, may also invest in bank deposits and money market instruments for treasury purposes and up to 10% in other funds. See the Prospectus for a full description of the investment objectives and derivative usage.

Main risks

- Please remember that the value of investments, and any income received from them, can fall as well as rise, is not guaranteed and you may not get back the amount you invested.
- The Fund invests in bonds whose value generally falls when interest rates rise. This risk is typically greater the longer the maturity of a bond investment and the higher its credit quality. The issuers of certain bonds, could become unwilling or unable to make payments on their bonds and default. Bonds that are in default may become hard to sell or worthless.
- The Fund may invest in Emerging Markets, these markets are less established, and often more volatile, than developed markets and involve higher risks, particularly market, liquidity and currency risks.

Performance



Share Class Details

Key metrics

NAV per Share	USD 12.75
Performance 1 month	0.83%
Yield to maturity	4.02%

Fund facts

UCITS V compliant	Yes
Dividend treatment	Distributing
Distribution Frequency	Annually
Dividend ex-date	23 May 2025
Dividend Yield ¹	3.65%
Last Paid Dividend	0.465532
Dealing frequency	Daily
Valuation Time	17:00 Luxembourg
Share Class Base Currency	USD
Domicile	Luxembourg
Inception date	4 September 2006
Fund Size	USD 59,848,257
Reference benchmark	100% Bloomberg Global Aggregate
Managers	Ernst Josef Osiander Oliver Boulind Richard Philip Smith

Fees and expenses

Minimum Initial Investment	USD 1,000,000
Ongoing Charge Figure ²	0.150%

Codes

ISIN	LU0151269734
Bloomberg ticker	HSGLBZD LX

¹Dividend Yield: represents the ratio of distributed income over the last 12 months to the fund's current Net Asset Value.

²Ongoing Charges Figure is based on expenses over a year. The figure includes annual management charge but not the transaction costs. Such figures may vary from time to time.

Past performance does not predict future returns. The figures are calculated in the share class base currency, dividend reinvested, net of fees.

This is a marketing communication. Please refer to the prospectus and to the KID before making any final investment decisions.

For definition of terms, please refer to the Glossary QR code and Prospectus.

Source: HSBC Asset Management, data as at 28 February 2026

Performance (%)	YTD	1 month	3 months	6 months	1 year	3 years ann	5 years ann	10 years ann
ZD	1.92	0.83	2.25	2.89	8.47	4.45	-1.14	1.29
Reference benchmark	1.96	1.12	2.33	2.98	8.23	4.74	-1.23	1.16

Rolling Performance (%)	28/02/25-28/02/26	29/02/24-28/02/25	28/02/23-29/02/24	28/02/22-28/02/23	28/02/21-28/02/22	29/02/20-28/02/21	28/02/19-29/02/20	28/02/18-28/02/19	28/02/17-28/02/18	29/02/16-28/02/17
ZD	8.47	3.29	1.71	-13.13	-4.59	5.68	8.57	-1.25	6.03	0.18
Reference benchmark	8.23	2.98	3.10	-13.60	-5.32	4.33	7.92	-0.57	6.01	0.59

3-Year Risk Measures	ZD	Reference benchmark	5-Year Risk Measures	ZD	Reference benchmark
Volatility	7.17%	6.64%	Volatility	7.74%	7.68%
Sharpe ratio	-0.08	-0.04	Sharpe ratio	-0.58	-0.60
Tracking error	0.94%	--	Tracking error	0.96%	--
Information ratio	-0.31	--	Information ratio	0.10	--

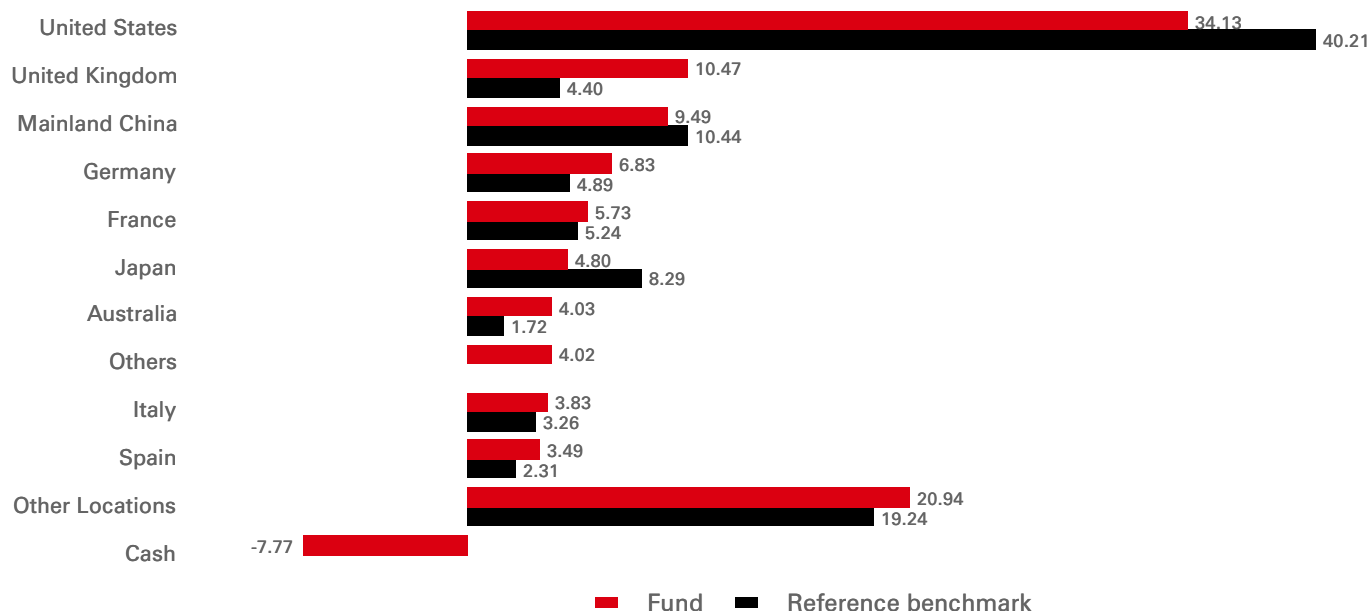
Fixed Income Characteristics	Fund	Reference benchmark	Relative
No. of holdings ex cash	251	31,658	--
Average coupon rate	3.88	3.12	0.76
Yield to worst	3.93%	3.38%	0.56%
Option Adjusted Duration	6.20	6.27	-0.07
Modified Duration to Worst	6.19	6.01	0.18
Option Adjusted Spread Duration	4.26	3.23	1.03
Average maturity	8.25	8.04	0.21
Average Credit Quality	A+/A	AA-/A+	--

Credit rating (%)	Fund	Reference benchmark	Relative	Maturity Breakdown (Option Adjusted Duration)	Fund	Reference benchmark	Relative
AAA	16.01	12.49	3.52	0-2 years	0.08	0.17	-0.09
AA	18.17	38.99	-20.82	2-5 years	0.99	1.01	-0.01
A	28.31	34.36	-6.05	5-10 years	2.67	2.13	0.54
BBB	34.35	14.16	20.18	10+ years	2.46	2.97	-0.51
BB	3.03	0.00	3.03	Total	6.20	6.27	-0.07
NR	0.13	--	0.13				

Currency Bloc Allocation (Option Adjusted Duration)	Fund	Reference benchmark	Relative
Dollar	2.78	2.87	-0.09
Europe ex UK	1.54	1.58	-0.04
EM Local Currency	0.89	0.85	0.04
Japan	0.67	0.66	0.01
UK	0.32	0.31	0.01
Total	6.20	6.27	-0.07

Currency Allocation (%)	Fund	Reference benchmark	Relative
USD	43.83	44.70	-0.87
EUR	23.51	23.52	-0.01
CNY	10.24	10.16	0.08
JPY	8.42	7.88	0.54
GBP	4.07	4.05	0.02
CAD	2.85	2.80	0.05
AUD	1.54	1.51	0.03
KRW	1.16	1.06	0.11
CHF	0.62	0.58	0.04
MYR	0.45	0.42	0.02
Other Currencies	3.32	3.32	0.00

Geographical Allocation (%)



Sector Allocation (%)	Fund	Reference benchmark	Relative
Treasuries	41.39	53.88	-12.48
Corp Non-Fin	17.33	11.06	6.27
Corp Fin	15.05	7.02	8.03
US Agency MBS	10.34	9.88	0.45
Supra/Agencies	7.74	15.22	-7.47
Collateralised	4.13	2.94	1.19
Other	4.02	--	4.02
Over the Counter	0.00	--	0.00

Top 10 Holdings	Weight (%)
US TREASURY N/B 3.500 15/01/29	4.35
AUSTRALIAN GOVT. 4.250 21/12/35	3.01
CHINA GOVT BOND 3.270 19/11/30	2.45
CHINA GOVT BOND 1.450 25/04/30	2.19
BUNDESUBL-191 2.400 18/04/30	2.06
BTPS 3.650 01/08/35	1.75
G2SF 6 3/26 6.000	1.68
US TREASURY N/B 4.625 15/11/55	1.63
US TREASURY N/B 3.750 31/01/31	1.53
CHINA GOVT BOND 2.040 25/11/34	1.46

MSCI ESG Score	ESG score	E	S	G
Fund	6.2	6.0	6.1	6.2
Reference benchmark	5.9	5.6	6.5	6.2

The MSCI ESG Key Issue Score is the numerical, weighted average of MSCI's E, S, and G pillar scores. A higher number indicates a more favourable ESG profile in the view of MSCI.

The weighted averages of the Key Issue Scores are aggregated and companies' scores are normalized by their industries. After any overrides are factored in, each company's Final Industry-Adjusted Score corresponds to a rating.

For more information, see MSCI ESG Ratings Methodology @ <https://www.msci.com/esg-and-climate-methodologies>

Risk Disclosure

- Derivatives may be used by the Fund, and these can behave unexpectedly. The pricing and volatility of many derivatives may diverge from strictly reflecting the pricing or volatility of their underlying reference(s), instrument or asset.
- Investment Leverage occurs when the economic exposure is greater than the amount invested, such as when derivatives are used. A Fund that employs leverage may experience greater gains and/or losses due to the amplification effect from a movement in the price of the reference source.
- Further information on the potential risks can be found in the Key Information Document (KID) and/or the Prospectus or Offering Memorandum.

Index Disclaimer


Bloomberg® is a trademark and service mark of Bloomberg Finance L.P. (collectively with its affiliates, "Bloomberg"). Barclays® is a trademark and service mark of Barclays Bank Plc (collectively with its affiliates, "Barclays"), used under license. Bloomberg or Bloomberg's licensors, including Barclays, own all proprietary rights in the Bloomberg Barclays Indices. Neither Bloomberg nor Barclays approve or endorse this material, or guarantees the accuracy or completeness of any information herein, or makes any warranty, express or implied, as to the results to be obtained therefrom and, to the maximum extent allowed by law, neither shall have any liability or responsibility for injury or damages arising in connection therewith.

Benchmark disclosure

The Investment Advisor will use its discretion to invest in securities not included in the reference benchmark based on active investment management strategies and specific investment opportunities. It is foreseen that a significant percentage of the Fund's investments will be components of the reference benchmark. However, their weightings may deviate materially from those of the reference benchmark. The deviation of the Fund's performance relative to the benchmark is monitored, but not constrained, to a defined range.

Source: HSBC Asset Management, data as at 28 February 2026

Follow us on:

 **HSBC Asset Management**

Glossary



[www.je.assetmanagement.hsbc.com/
api/v1/download/document/
1u0210635099/je/en/glossary](http://www.je.assetmanagement.hsbc.com/api/v1/download/document/1u0210635099/je/en/glossary)

Important Information

The material contained herein is for marketing purposes and is for your information only. This document is not contractually binding nor are we required to provide this to you by any legislative provision. It does not constitute legal, tax or investment advice or a recommendation to any reader of this material to buy or sell investments. You must not, therefore, rely on the content of this document when making any investment decisions.

Issued by and approved in the UK by HSBC Global Asset Management (UK) Limited which is registered in England at 8 Canada Square, London E14 5HQ. Authorised and regulated by the Financial Conduct Authority and entered on the Financial Conduct Authority register as number 122335.

Distributed by HSBC Bank plc. HSBC Bank plc, Jersey Branch is regulated by the Jersey Financial Services Commission for Banking, General Insurance Mediation, Investment and Fund Services Business. HSBC Expat is a division of HSBC Bank plc, Jersey Branch. HSBC Bank plc, Guernsey Branch is licensed by the Guernsey Financial Services Commission for Banking, Insurance and Investment Business. In the Isle of Man HSBC Bank plc is licensed by the Isle of Man Financial Services Authority. HSBC Bank plc is registered and incorporated in England and Wales with limited liability, number 14259. Registered office: 8 Canada Square, London E14 5HQ. Copyright HSBC Global Asset Management (UK) limited 2026. All Rights Reserved.

The fund is a sub-fund of HSBC Global Investment Funds, a Luxembourg domiciled SICAV. UK based investors are advised they may not be afforded some of the protections conveyed by the provisions of the Financial Services and Markets Act (2000), (the Act). The company is recognised in the UK by the Financial Conduct Authority under section 264 of the Act. The shares in the company have not been and will not be offered for sale or sold in the United States of America, its territories or possessions and all areas subject to its jurisdiction, or to United States Persons. All applications are made on the basis of the Prospectus, Key investor document (KID), Supplementary Information Document (SID) and most recent annual and semi-annual reports, which can be obtained upon request free of charge from HSBC Global Asset Management (UK) Limited, 8 Canada Square, Canary Wharf, London E14 5HQ UK; the local distributors or from our website (see below). Investors and potential investors should read and note the risk warnings in the Prospectus, KID and additionally, in the case of retail clients, the information contained in the supporting SID.

Further information about the Company including the Prospectus, the most recent annual and semi-annual reports of the Company and the latest share prices, may be obtained free of charge, in English, from the Registrar and Transfer Agent by emailing amgrtransferagency@lu.hsbc.com, or by visiting www.global.assetmanagement.hsbc.com.

The most recent Prospectus is available in English and German. Key Investor Document (KID) are available in the local language where they are registered.

Term: The management company cannot terminate the Fund unilaterally. The Board of Directors may furthermore decide to liquidate the Fund in certain circumstances set out in the prospectus and articles of incorporation of the Fund. Further additional and complete information (including but not limited to) investor rights, costs and charges, please refer to the prospectus.

Detailed information for article 8 and 9 sustainable investment products, as categorised under the Sustainable Finance Disclosure Regulation (SFDR), including; description of the environmental or social characteristics or the sustainable investment objective; methodologies used to assess, measure and monitor the environmental or social characteristics and the impact of the selected sustainable investments and; objectives and benchmark information, can be found at: <https://www.assetmanagement.hsbc.co.uk/en/intermediary/investment-expertise/sustainable-investments/sustainable-investment-product-offering>