

HSBC Global Investment Funds

BRIC EQUITY

Monthly report 31 January 2023 | Share class J1C



Investment objective

The Fund aims to provide long term capital growth and income by investing in a portfolio of shares from Brazil, Russia, India and China (including Hong Kong SAR).



Investment strategy

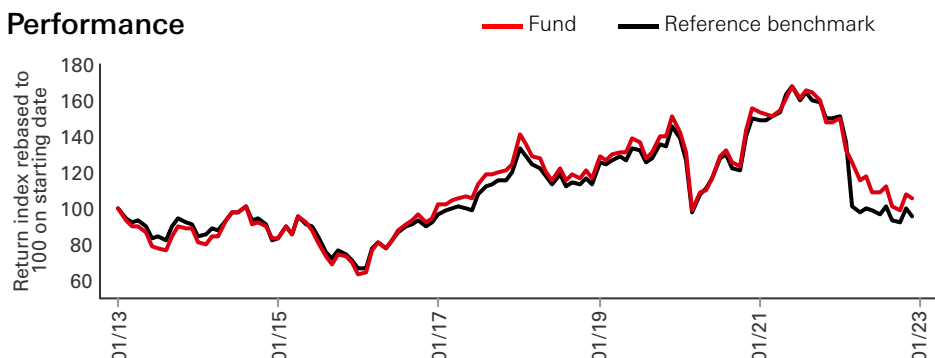
The Fund is actively managed. In normal market conditions, the Fund will invest at least 90% of its assets in shares (or securities similar to shares) of companies of any size, that are based in, or carry out most of their business in Brazil, Russia, India and/or China (including Hong Kong SAR). The Fund can invest up to 50% of its assets in China A and China B-shares. For China A-shares, up to 40% through the Shanghai-Hong Kong Stock Connect and/or the Shenzhen-Hong Kong Stock Connect, up to 30% in CAAPs and up to 10% in CAAPs issued by any single issuer. The Fund may invest up to 10% of its net assets in other funds, including HSBC funds. See the Prospectus for a full description of the investment objectives and derivative usage.



Main risks

- Please remember that the value of investments, and any income received from them, can fall as well as rise, is not guaranteed and you may not get back the amount you invested.
- The value of investible securities can change over time due to a wide variety of factors, including but not limited to: political and economic news, government policy, changes in demographics, cultures and populations, natural or human-caused disasters etc.
- The Fund may invest in Emerging Markets, these markets are less established, and often more volatile, than developed markets and involve higher risks, particularly market, liquidity and currency risks.

Performance



Share Class Details

Key metrics

NAV per Share	USD 19.58
Performance 1 month	6.83%
Volatility 3 years	25.12%

Fund facts

UCITS V compliant	Yes
Dividend treatment	Accumulating
Dealing frequency	Daily
Valuation Time	17:00 Luxembourg
Share Class Base Currency	USD
Domicile	Luxembourg
Inception date	4 October 2005
Fund Size	USD 165,602,290
Reference benchmark	25% MSCI Brazil Index Net 25% MSCI China Net 25% MSCI Russia Index Net

Managers	Stephanie WU
----------	---------------------

Fees and expenses

Minimum Initial Investment	USD 100,000
Ongoing Charge Figure ¹	0.850%

Codes

ISIN	LU0214666116
------	---------------------

Bloomberg ticker	HSBRIJ1 LX
------------------	-------------------

¹Ongoing Charges Figure, is based on expenses over a year. The figure includes annual management charge but not the transaction costs. Such figures may vary from time to time.

Past performance does not predict future returns. The figures are calculated in the share class base currency, dividend reinvested, net of fees.

This is a marketing communication. Please refer to the prospectus and to the KIID before making any final investment decisions.

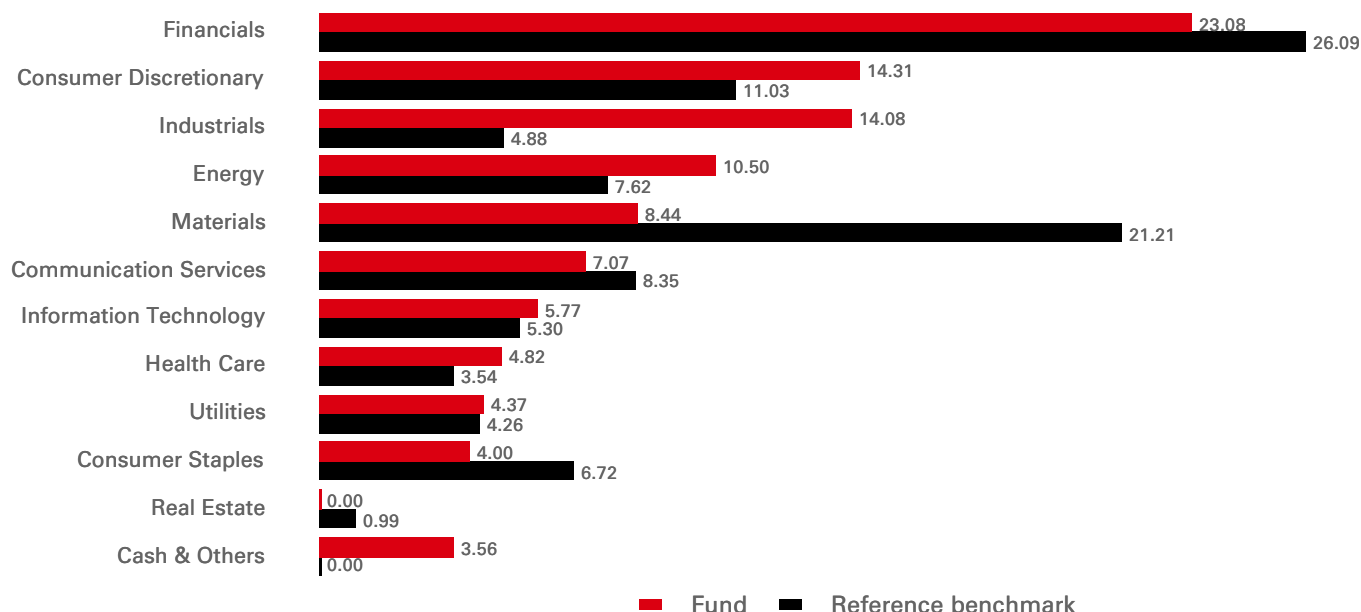
Source: HSBC Asset Management, data as at 31 January 2023

Performance (%)	YTD	1 month	3 months	6 months	1 year	3 years ann	5 years ann	10 years ann
J1C	6.83	6.83	13.58	3.69	-24.46	-7.38	-4.30	1.26
Reference benchmark	4.91	4.91	8.06	3.50	-33.94	-10.39	-5.65	0.04

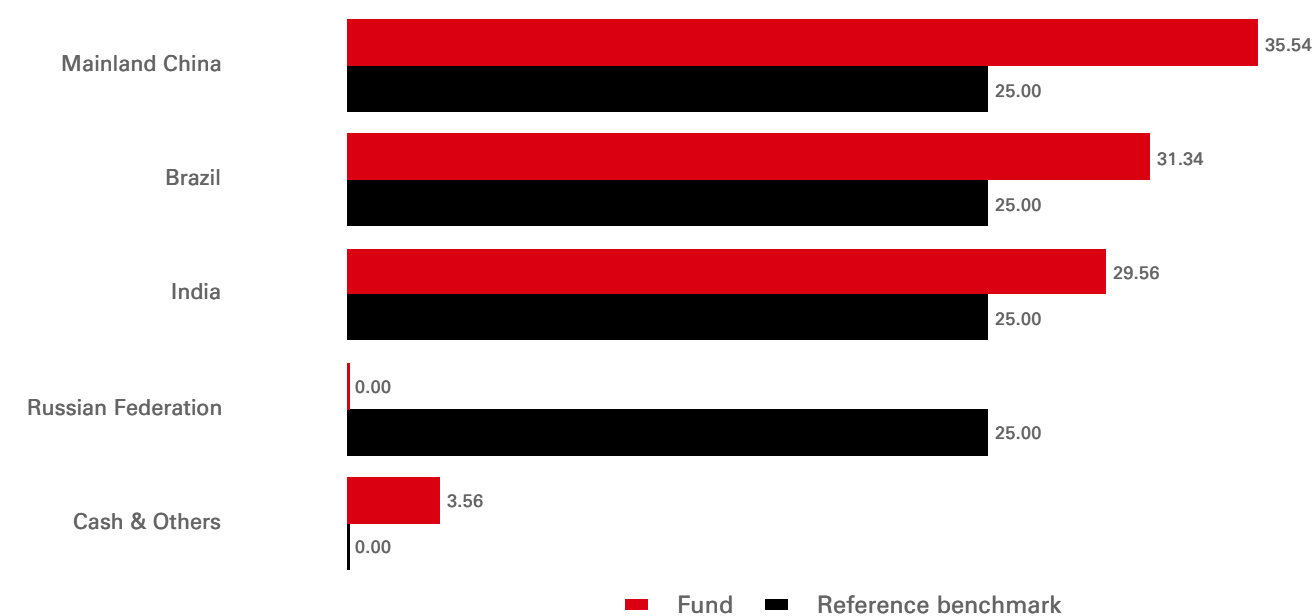
Rolling Performance (%)	31/01/22-31/01/23	31/01/21-31/01/22	31/01/20-31/01/21	31/01/19-31/01/20	31/01/18-31/01/19	31/01/17-31/01/18	31/01/16-31/01/17	31/01/15-31/01/16	31/01/14-31/01/15	31/01/13-31/01/14
J1C	-24.46	-2.68	8.08	10.00	-8.15	37.99	58.82	-22.93	2.47	-18.44
Reference benchmark	-33.94	2.01	6.79	10.91	-6.35	37.44	45.62	-19.84	-1.48	-15.06

Equity characteristics	Fund	Reference benchmark	3-Year Risk Measures	J1C	Reference benchmark
No. of holdings ex cash	43	886	Volatility	25.12%	27.57%
Average Market Cap (USD Mil)	84,730	103,091	Information ratio	0.22	--
			Beta	0.80	--

Sector Allocation (%)



Geographical Allocation (%)



Top 10 Holdings	Location	Sector	Weight (%)
Vale SA	Brazil	Materials	8.44
Reliance Industries Ltd	India	Energy	6.62
Tencent Holdings Ltd	Mainland China	Communication Services	4.83
Alibaba Group Holding Ltd	Mainland China	Consumer Discretionary	4.82
Itau Unibanco Holding SA	Brazil	Financials	4.10
Hindustan Unilever Ltd	India	Consumer Staples	4.00
Petroleo Brasileiro SA	Brazil	Energy	3.88
Infosys Ltd	India	Information Technology	3.79
ICICI Bank Ltd	India	Financials	3.33
WEG SA	Brazil	Industrials	2.91

Risk Disclosure

- The Fund may be concentrated in a limited number of securities, economic sectors and/or countries and as a result, may be more volatile and have a greater risk of loss than more broadly diversified funds.
- Investment Leverage occurs when the economic exposure is greater than the amount invested, such as when derivatives are used. A Fund that employs leverage may experience greater gains and/or losses due to the amplification effect from a movement in the price of the reference source.
- Further information on the potential risks can be found in the Key Investor Information Document (KID) and/or the Prospectus or Offering Memorandum.

Index Disclaimer

Source: MSCI. The MSCI information may only be used for your internal use, may not be reproduced or disseminated in any form and may not be used as a basis for or a component of any financial instruments or products or indices. None of the MSCI information is intended to constitute investment advice or a recommendation to make (or refrain from making) any kind of investment decision and may not be relied on as such. Historical data and analysis should not be taken as an indication or guarantee of any future performance analysis, forecast or prediction. The MSCI information is provided on an “as is” basis and the user of this information assumes the entire risk of any use made of this information. MSCI, each of its affiliates and each other person involved in or related to compiling, computing or creating any MSCI information (collectively, the “MSCI Parties”) expressly disclaims all warranties (including, without limitation, any warranties of originality, accuracy, completeness, timeliness, non-infringement, merchantability and fitness for a particular purpose) with respect to this information. Without limiting any of the foregoing, in no event shall any MSCI Party have any liability for any direct, indirect, special, incidental, punitive, consequential (including, without limitation, lost profits) or any other damages. (www.msci.com)

Benchmark disclosure

The Investment Advisor will use its discretion to invest in securities not included in the reference benchmark based on active investment management strategies and specific investment opportunities. It is foreseen that a significant percentage of the Fund's investments will be components of the reference benchmark. However, their weightings may deviate materially from those of the reference benchmark.

Source: HSBC Asset Management, data as at 31 January 2023

Follow us on:



HSBC Asset Management

Glossary



Important Information

The material contained herein is for marketing purposes and is for your information only. This document is not contractually binding nor are we required to provide this to you by any legislative provision. It does not constitute legal, tax or investment advice or a recommendation to any reader of this material to buy or sell investments. You must not, therefore, rely on the content of this document when making any investment decisions.

Issued by and approved in the UK by HSBC Global Asset Management (UK) Limited which is registered in England at 8 Canada Square, London E14 5HQ. Authorised and regulated by the Financial Conduct Authority and entered on the Financial Conduct Authority register as number 122335.

Distributed by HSBC Bank plc. HSBC Bank plc, Jersey Branch is regulated by the Jersey Financial Services Commission for Banking, General Insurance Mediation, Investment and Fund Services Business. HSBC Expat is a division of HSBC Bank plc, Jersey Branch. HSBC Bank plc, Guernsey Branch is licensed by the Guernsey Financial Services Commission for Banking, Insurance and Investment Business. In the Isle of Man HSBC Bank plc is licensed by the Isle of Man Financial Services Authority. HSBC Bank plc is registered and incorporated in England and Wales with limited liability, number 14259. Registered office: 8 Canada Square, London E14 5HQ. Copyright HSBC Global Asset Management (UK) limited 2022. All Rights Reserved.

The fund is a sub-fund of HSBC Global Investment Funds, a Luxembourg domiciled SICAV. UK based investors are advised they may not be afforded some of the protections conveyed by the provisions of the Financial Services and Markets Act (2000), (the Act). The company is recognised in the UK by the Financial Conduct Authority under section 264 of the Act. The shares in the company have not been and will not be offered for sale or sold in the United States of America, its territories or possessions and all areas subject to its jurisdiction, or to United States Persons. All applications are made on the basis of the Prospectus, Key Investor Information Document (KIID), Supplementary Information Document (SID) and most recent annual and semi-annual reports, which can be obtained upon request free of charge from HSBC Global Asset Management (UK) Limited, 8 Canada Square, Canary Wharf, London E14 5HQ UK; the local distributors or from our website (see below). Investors and potential investors should read and note the risk warnings in the Prospectus, KIID and additionally, in the case of retail clients, the information contained in the supporting SID.