

## HSBC Global Investment Funds

# GEM DEBT TOTAL RETURN

Marketing communication | Monthly report 30 June 2025 | Share class M1CEUR



### Investment objective

The Fund aims to provide long term capital growth and income by investing in a portfolio of emerging markets bonds and other similar securities or instruments.



### Investment strategy

The Fund is actively managed. The Fund employs a Total Return strategy which has a flexible allocation across the emerging market debt universe. Through seeking multiple sources of return the strategy aims, over an investment cycle, to achieve risk-adjusted returns above those of the investment universe. In normal market conditions, the Fund will mostly invest its assets in investment grade bonds and non-investment grade bonds issued by governments, government-related entities, supranational entities and companies that are based in or carry out the larger part of their business in emerging markets. Issuers considered for inclusion within the Fund's portfolio will be subject to excluded activities in accordance with HSBC Asset Management's Responsible Investment Policies. The Fund may invest up to 10% in onshore Chinese bonds. The Fund may invest up to 25% in convertible bonds, up to 10% in contingent convertible securities, up to 10% in other funds, and may invest up to 49% in cash, cash instruments and money market instruments issued by governments in developed markets. The Fund's primary currency exposure is to US dollars (USD). See the Prospectus for a full description of the investment objectives and derivative usage.



### Main risks

- Please remember that the value of investments, and any income received from them, can fall as well as rise, is not guaranteed and you may not get back the amount you invested.
- The Fund invests in bonds whose value generally falls when interest rates rise. This risk is typically greater the longer the maturity of a bond investment and the higher its credit quality. The issuers of certain bonds, could become unwilling or unable to make payments on their bonds and default. Bonds that are in default may become hard to sell or worthless.
- The Fund may invest in Emerging Markets, these markets are less established, and often more volatile, than developed markets and involve higher risks, particularly market, liquidity and currency risks.

### Share Class Details

#### Key metrics

NAV per Share	<b>EUR 12.54</b>
Performance 1 month	<b>-1.47%</b>
Yield to maturity	<b>6.78%</b>

#### Fund facts

UCITS V compliant	<b>Yes</b>
Dividend treatment	<b>Accumulating</b>
Dealing frequency	<b>Daily</b>
Valuation Time	<b>17:00 Luxembourg</b>
Share Class Base Currency	<b>EUR</b>
Domicile	<b>Luxembourg</b>
Inception date	<b>30 January 2014</b>
Fund Size	<b>USD 42,956,028</b>
Reference benchmark	<b>100% Secured Overnight Financing Rate (SOFR)</b>
Managers	<b>Bryan Carter Hugo Novaro Scott Davis</b>

#### Fees and expenses

Minimum Initial Investment	<b>USD 5,000</b>
Ongoing Charge Figure <sup>1</sup>	<b>1.347%</b>

#### Codes

ISIN	<b>LU0551372856</b>
Bloomberg ticker	<b>HGM1CEU LX</b>

<sup>1</sup>Ongoing Charges Figure is based on expenses over a year. The figure includes annual management charge but not the transaction costs. Such figures may vary from time to time.

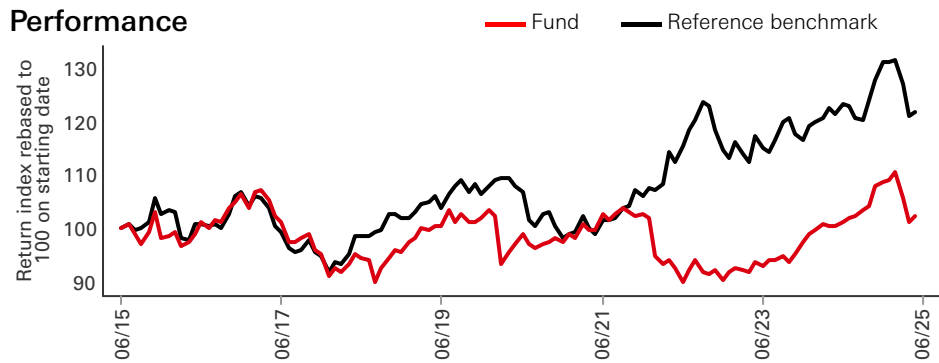
Past performance does not predict future returns. The figures are calculated in the share class base currency, dividend reinvested, net of fees.

This is a marketing communication. Please refer to the prospectus and to the KID before making any final investment decisions.

For definition of terms, please refer to the Glossary QR code and Prospectus.

Source: HSBC Asset Management, data as at 30 June 2025

## Performance



Performance (%)	YTD	1 month	3 months	6 months	1 year	3 years ann	5 years ann	10 years ann
<b>M1CEUR</b>	<b>-7.26</b>	<b>-1.47</b>	<b>-4.88</b>	<b>-7.26</b>	<b>-0.31</b>	<b>3.92</b>	<b>0.36</b>	<b>0.06</b>
Reference benchmark	-9.85	-2.93	-6.97	-9.85	-4.26	0.79	2.02	1.68

Rolling Performance (%)	30/06/24-30/06/25	30/06/23-30/06/24	30/06/22-30/06/23	30/06/21-30/06/22	30/06/20-30/06/21	30/06/19-30/06/20	30/06/18-30/06/19	30/06/17-30/06/18	30/06/16-30/06/17	30/06/15-30/06/16
<b>M1CEUR</b>	<b>-0.31</b>	<b>8.58</b>	<b>3.69</b>	<b>-12.60</b>	<b>3.80</b>	<b>-1.56</b>	<b>6.42</b>	<b>-6.65</b>	<b>0.01</b>	<b>1.04</b>
Reference benchmark	-4.26	7.40	-0.43	13.74	-5.09	3.04	5.19	-0.56	-1.61	0.80

3-Year Risk Measures	M1CEUR	Reference benchmark	5-Year Risk Measures	M1CEUR	Reference benchmark
Volatility	5.79%	7.79%	Volatility	6.28%	7.78%
Sharpe ratio	0.18	-0.27	Sharpe ratio	-0.18	0.07
Tracking error	6.83%	--	Tracking error	7.70%	--
Information ratio	0.46	--	Information ratio	-0.22	--

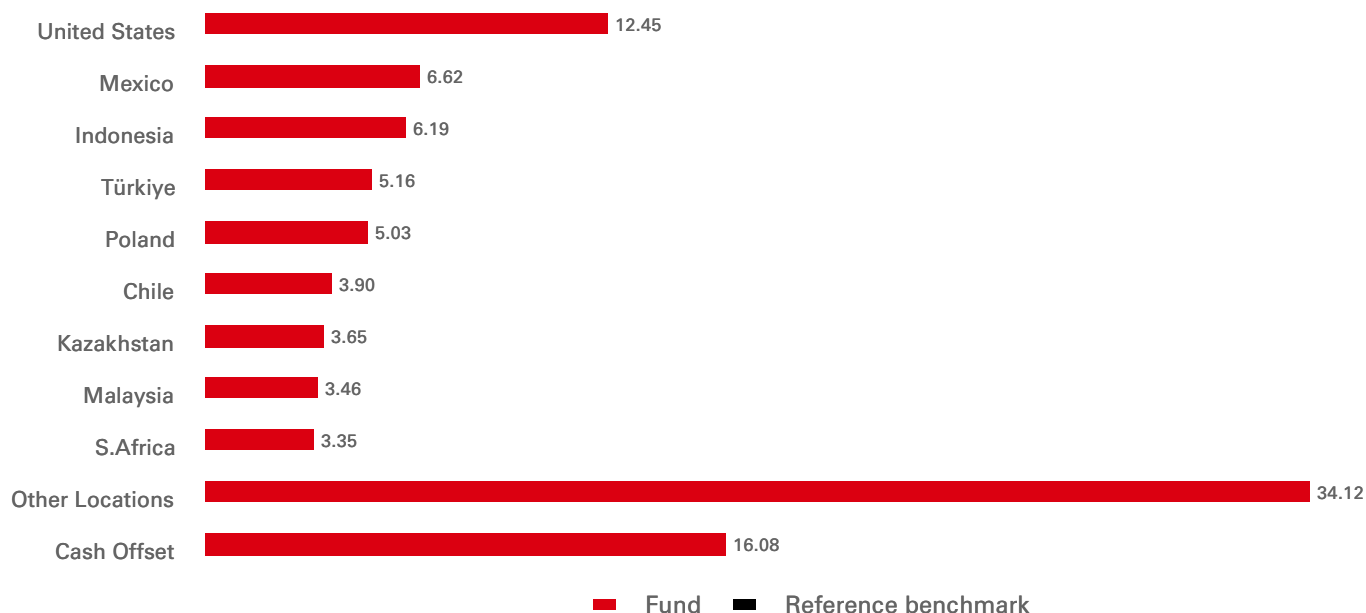
Fixed Income Characteristics	Fund	Reference benchmark	Relative
No. of holdings ex cash	123	--	--
Yield to worst	6.76%	--	--
Option Adjusted Duration	5.56	--	--
Modified Duration to Worst	5.47	--	--
Option Adjusted Spread Duration	2.51	--	--
Average maturity	7.64	--	--
Average Credit Quality	BBB+/BBB	--	--

Credit rating (%)	Fund	Reference benchmark	Relative	Maturity Breakdown (%)	Fund	Reference benchmark	Relative
AAA	1.92	--	--	0-2 years	32.83	--	--
AA	6.00	--	--	2-5 years	5.16	--	--
A	8.49	--	--	5-10 years	29.09	--	--
BBB	21.78	--	--	10+ years	32.92	--	--
BB	20.79	--	--				
B	8.23	--	--				
CCC	2.83	--	--				
NR	0.32	--	--				
Cash	13.57	--	--				
Cash Offset	16.08	--	--				

Past performance does not predict future returns. The figures are calculated in the share class base currency, dividend reinvested, net of fees.

Source: HSBC Asset Management, data as at 30 June 2025

Currency Allocation (%)	Fund	Reference benchmark	Relative
USD	65.23	--	--
IDR	4.70	--	--
MXN	3.37	--	--
PLN	3.32	--	--
CNY	3.22	--	--
MYR	3.19	--	--
THB	2.85	--	--
CZK	2.29	--	--
BRL	2.18	--	--
ZAR	2.14	--	--
Other Currencies	7.53	--	--

**Geographical Allocation (%)**


Sector Allocation (%)	Fund	Reference benchmark	Relative
Government	43.76	--	--
Financial	10.15	--	--
Utilities	5.99	--	--
Energy	4.88	--	--
Basic Materials	4.08	--	--
Consumer Non cyclical	1.95	--	--
Industrial	1.80	--	--
Consumer Cyclical	1.38	--	--
Communications	0.55	--	--
Other Sectors	-4.19	--	--
Cash	13.57	--	--
Cash Offset	16.08	--	--

Top 10 Holdings	Weight (%)
REP SOUTH AFRICA 8.750 31/01/44	3.67
CZECH REPUBLIC 1.500 24/04/40	3.17
INDONESIA GOV'T 7.500 15/05/38	3.15
BRAZIL NTN-F 10.000 01/01/31	2.81
MEXICAN BONOS 7.750 13/11/42	2.61
POLAND GOVT BOND 1.250 25/10/30	2.24
US TREASURY N/B 4.250 15/05/35	2.11
KAZAKHSTAN 5.500 01/07/37	1.58
SUCI SECOND INVE 6.000 25/10/28	1.54
REP OF POLAND 3.875 07/07/37	1.47

Risk Disclosure


- Derivatives may be used by the Fund, and these can behave unexpectedly. The pricing and volatility of many derivatives may diverge from strictly reflecting the pricing or volatility of their underlying reference(s), instrument or asset.
- Investment Leverage occurs when the economic exposure is greater than the amount invested, such as when derivatives are used. A Fund that employs leverage may experience greater gains and/or losses due to the amplification effect from a movement in the price of the reference source.
- Further information on the potential risks can be found in the Key Information Document (KID) and/or the Prospectus or Offering Memorandum.

Index Disclaimer

Source ICE Data Indices, LLC ("ICE DATA"), is used with permission. ICE DATA, ITS AFFILIATES AND THEIR RESPECTIVE THIRD PARTY SUPPLIERS DISCLAIM ANY AND ALL WARRANTIES AND REPRESENTATIONS, EXPRESS AND/OR IMPLIED, INCLUDING ANY WARRANTIES OF MERCHANTABILITY OR FITNESS FOR A PARTICULAR PURPOSE OR USE, INCLUDING THE INDICES, INDEX DATA AND ANY DATA INCLUDED IN, RELATED TO, OR DERIVED THEREFROM. NEITHER ICE DATA, ITS AFFILIATES NOR THEIR RESPECTIVE THIRD PARTY SUPPLIERS SHALL BE SUBJECT TO ANY DAMAGES OR LIABILITY WITH RESPECT TO THE ADEQUACY, ACCURACY, TIMELINESS OR COMPLETENESS OF THE INDICES OR THE INDEX DATA OR ANY COMPONENT THEREOF, AND THE INDICES AND INDEX DATA AND ALL COMPONENTS THEREOF ARE PROVIDED ON AN "AS IS" BASIS AND YOUR USE IS AT YOUR OWN RISK. ICE DATA, ITS AFFILIATES AND THEIR RESPECTIVE THIRD PARTY SUPPLIERS DO NOT SPONSOR, ENDORSE, OR RECOMMEND HSBC Asset Management, OR ANY OF ITS PRODUCTS OR SERVICES.

Source: HSBC Asset Management, data as at 30 June 2025

Follow us on:
 



HSBC Asset Management

Glossary
 

[www.je.assetmanagement.hsbc.com/api/v1/download/document/lu0210635099/je/en/glossary](https://www.je.assetmanagement.hsbc.com/api/v1/download/document/lu0210635099/je/en/glossary)

## Important Information

The material contained herein is for marketing purposes and is for your information only. This document is not contractually binding nor are we required to provide this to you by any legislative provision. It does not constitute legal, tax or investment advice or a recommendation to any reader of this material to buy or sell investments. You must not, therefore, rely on the content of this document when making any investment decisions.

Issued by and approved in the UK by HSBC Global Asset Management (UK) Limited which is registered in England at 8 Canada Square, London E14 5HQ. Authorised and regulated by the Financial Conduct Authority and entered on the Financial Conduct Authority register as number 122335.

Distributed by HSBC Bank plc. HSBC Bank plc, Jersey Branch is regulated by the Jersey Financial Services Commission for Banking, General Insurance Mediation, Investment and Fund Services Business. HSBC Expat is a division of HSBC Bank plc, Jersey Branch. HSBC Bank plc, Guernsey Branch is licensed by the Guernsey Financial Services Commission for Banking, Insurance and Investment Business. In the Isle of Man HSBC Bank plc is licensed by the Isle of Man Financial Services Authority. HSBC Bank plc is registered and incorporated in England and Wales with limited liability, number 14259. Registered office: 8 Canada Square, London E14 5HQ. Copyright HSBC Global Asset Management (UK) limited 2025. All Rights Reserved.

The fund is a sub-fund of HSBC Global Investment Funds, a Luxembourg domiciled SICAV. UK based investors are advised they may not be afforded some of the protections conveyed by the provisions of the Financial Services and Markets Act (2000), (the Act). The company is recognised in the UK by the Financial Conduct Authority under section 264 of the Act. The shares in the company have not been and will not be offered for sale or sold in the United States of America, its territories or possessions and all areas subject to its jurisdiction, or to United States Persons. All applications are made on the basis of the Prospectus, Key investor document (KID), Supplementary Information Document (SID) and most recent annual and semi-annual reports, which can be obtained upon request free of charge from HSBC Global Asset Management (UK) Limited, 8 Canada Square, Canary Wharf, London E14 5HQ UK; the local distributors or from our website (see below). Investors and potential investors should read and note the risk warnings in the Prospectus, KID and additionally, in the case of retail clients, the information contained in the supporting SID.

Further information about the Company including the Prospectus, the most recent annual and semi-annual reports of the Company and the latest share prices, may be obtained free of charge, in English, from the Registrar and Transfer Agent by emailing [amgtransferagency@lu.hsbc.com](mailto:amgtransferagency@lu.hsbc.com) , or by visiting [www.global.assetmanagement.hsbc.com](http://www.global.assetmanagement.hsbc.com).

The most recent Prospectus is available in English and German. Key Investor Document (KID) are available in the local language where they are registered.

Term: The management company cannot terminate the Fund unilaterally. The Board of Directors may furthermore decide to liquidate the Fund in certain circumstances set out in the prospectus and articles of incorporation of the Fund. Further additional and complete information (including but not limited to) investor rights, costs and charges, please refer to the prospectus.