

## HSBC Global Investment Funds

# FRONTIER MARKETS

Marketing communication | Monthly report 31 May 2025 | Share class ECEUR



### Investment objective

The Fund aims to provide growth and income by primarily investing in a diversified portfolio of Frontier Markets shares.



### Investment strategy

The Fund is actively managed.

In normal market conditions, the Fund invests minimum of 90% of its assets in shares (or securities similar to shares) of companies of any size which have their registered office in, and with an official listing on a major stock exchange or other Regulated Market in Frontier Markets. The Fund may also invest up to 10% in eligible closed-ended Real Estate Investment Trusts (REITs).

Companies and/or issuers considered for inclusion within the Fund's portfolio will be subject to excluded activities in accordance with HSBC Asset Management's Responsible Investment Policies, which may change from time to time.

The Fund may also invest up to 10% of its assets in other funds and may invest in bank deposits and money market instruments for treasury purposes.

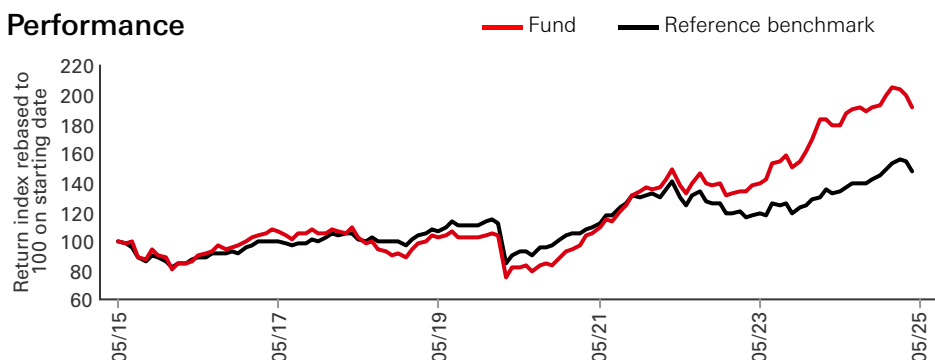
See the Prospectus for a full description of the investment objectives and derivative usage.



### Main risks

- Please remember that the value of investments, and any income received from them, can fall as well as rise, is not guaranteed and you may not get back the amount you invested.
- The value of investible securities can change over time due to a wide variety of factors, including but not limited to: political and economic news, government policy, changes in demographics, cultures and populations, natural or human-caused disasters etc.
- The Fund may invest in Emerging Markets, these markets are less established, and often more volatile, than developed markets and involve higher risks, particularly market, liquidity and currency risks.

### Performance



### Share Class Details

#### Key metrics

|                     |                  |
|---------------------|------------------|
| NAV per Share       | <b>EUR 26.43</b> |
| Performance 1 month | <b>3.21%</b>     |
| Volatility 3 years  | <b>11.54%</b>    |

#### Fund facts

|                           |  |
|---------------------------|--|
| UCITS V compliant         | <b>Yes</b>   |
| Dividend treatment        | <b>Accumulating</b>  |
| Dealing frequency         | <b>Daily</b>   |
| Valuation Time            | <b>17:00 Luxembourg</b>  |
| Share Class Base Currency | <b>EUR</b>   |
| Domicile                  | <b>Luxembourg</b>  |
| Inception date            | <b>11 June 2013</b>  |
| Fund Size                 | <b>USD 678,421,680</b>   |
| Reference benchmark       | <b>100% MSCI Select Frontier &amp; Emerging Markets Capped Net</b> |

|          |   |
|----------|---|
| Managers | <b>Ramzi Sidani<br/>Jennifer Passmoor</b> |
|----------|---|

#### Fees and expenses

|                                    |                  |
|------------------------------------|------------------|
| Minimum Initial Investment         | <b>USD 5,000</b> |
| Ongoing Charge Figure <sup>1</sup> | <b>2.744%</b>    |

#### Codes

|      |                     |
|------|---------------------|
| ISIN | <b>LU0708055453</b> |
|------|---------------------|

|                  |                   |
|------------------|-------------------|
| Bloomberg ticker | <b>HSBFMEA LX</b> |
|------------------|-------------------|

<sup>1</sup>Ongoing Charges Figure is based on expenses over a year. The figure includes annual management charge but not the transaction costs. Such figures may vary from time to time.

Past performance does not predict future returns. The figures are calculated in the share class base currency, dividend reinvested, net of fees.

This is a marketing communication. Please refer to the prospectus and to the KID before making any final investment decisions. For definition of terms, please refer to the Glossary QR code and Prospectus.

Reference Performance Benchmark: MSCI Select Frontier & Emerging Markets Capped Net since 31 May 2014. Before that, the benchmark was MSCI Frontier Emerging Markets Capped Net.

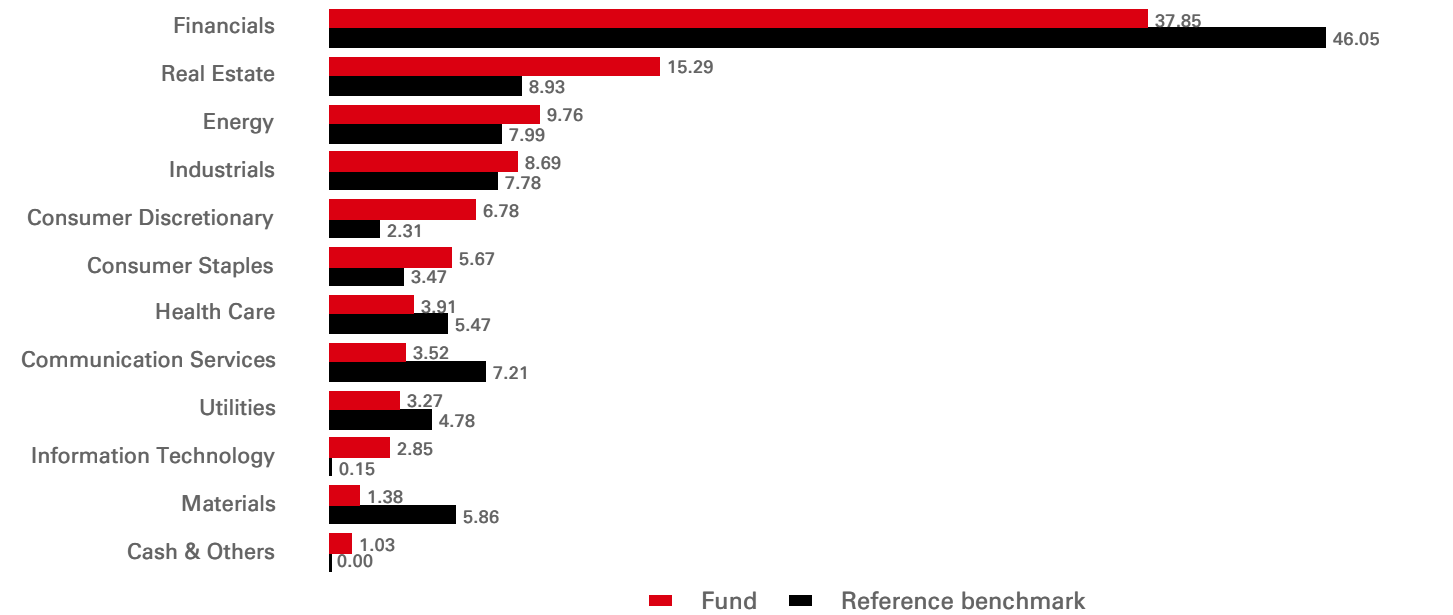
Source: HSBC Asset Management, data as at 31 May 2025

| Performance (%)     | YTD   | 1 month | 3 months | 6 months | 1 year | 3 years ann | 5 years ann | 10 years ann |
|---------------------|-------|---------|----------|----------|--------|-------------|-------------|--------------|
| ECEUR               | -1.31 | 3.21    | -3.42    | 2.18     | 10.02  | 12.42       | 19.07       | 7.04         |
| Reference benchmark | 3.90  | 4.96    | -0.93    | 6.51     | 15.68  | 5.91        | 10.83       | 4.50         |
| Market index        | 3.87  | 6.44    | -0.72    | 6.00     | 12.31  | 4.80        | 7.95        | 3.52         |

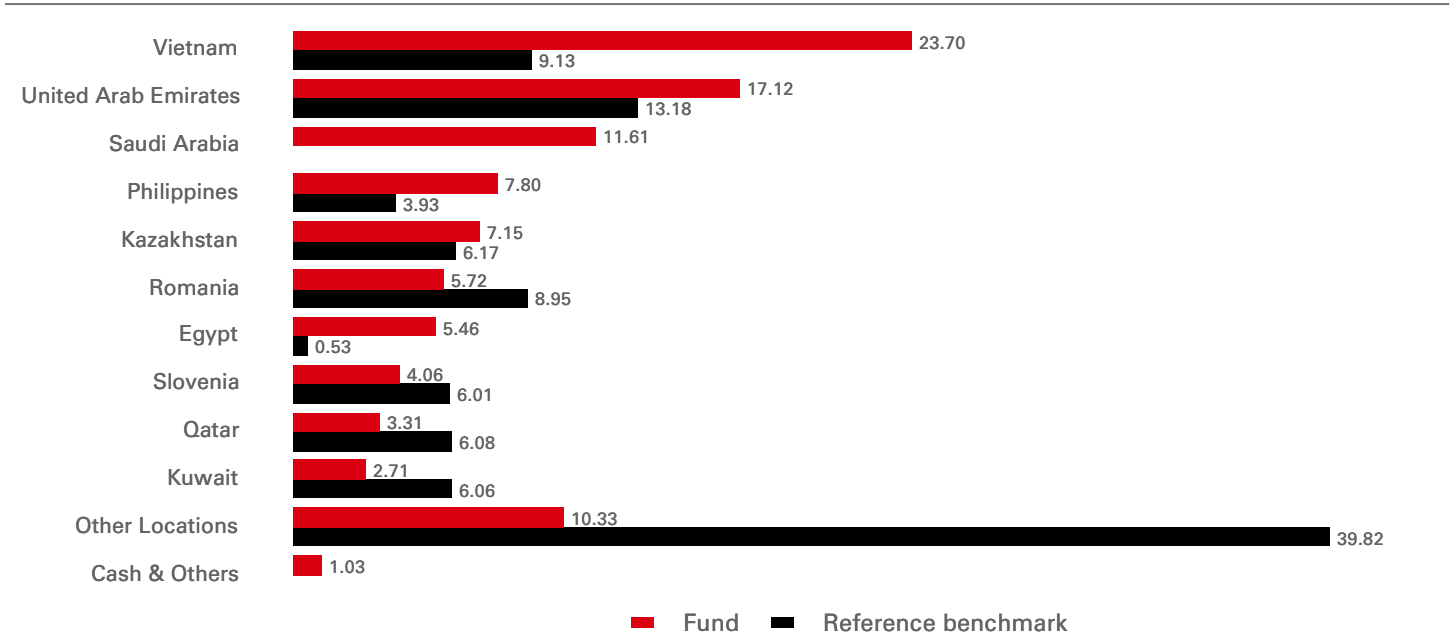
| Rolling Performance (%) | 31/05/24-31/05/25 | 31/05/23-31/05/24 | 31/05/22-31/05/23 | 31/05/21-31/05/22 | 31/05/20-31/05/21 | 31/05/19-31/05/20 | 31/05/18-31/05/19 | 31/05/17-31/05/18 | 31/05/16-31/05/17 | 31/05/15-31/05/16 |
|-------------------------|-------------------|-------------------|-------------------|-------------------|-------------------|-------------------|-------------------|-------------------|-------------------|-------------------|
| ECEUR                   | 10.02             | 27.97             | 0.91              | 26.34             | 33.32             | -19.88            | -0.17             | -4.01             | 18.61             | -9.40             |
| Reference benchmark     | 15.68             | 12.73             | -8.90             | 15.99             | 21.36             | -13.47            | 5.07              | 1.73              | 11.89             | -10.24            |
| Market Index            | 12.31             | 12.81             | -9.17             | 2.93              | 23.73             | -10.49            | 3.94              | 2.19              | 13.22             | -10.39            |

| Equity characteristics       | Fund   | Reference benchmark | 3-Year Risk Measures | ECEUR  | Reference benchmark |
|------------------------------|--------|---------------------|----------------------|--------|---------------------|
| No. of holdings ex cash      | 65     | 288                 | Volatility           | 11.54% | 10.28%              |
| Average Market Cap (USD Mil) | 11,214 | 12,403              | Information ratio    | 1.07   | --                  |
|                              |        |                     | Beta                 | 0.96   | --                  |

Sector Allocation (%)



Geographical Allocation (%)



| Top 10 Holdings  | Location             | Sector                 | Weight (%) |
|--|----------------------|------------------------|------------|
| Banca Transilvania SA                                      | Romania              | Financials             | 4.24       |
| Vinhomes JSC   | Vietnam              | Real Estate            | 4.11       |
| Umm Al Qura for Development & Construction Co              | Saudi Arabia         | Real Estate            | 4.09       |
| Emaar Properties PJSC                                      | United Arab Emirates | Real Estate            | 3.86       |
| Sustained Infrastructure Holding Co                        | Saudi Arabia         | Industrials            | 3.55       |
| Mobile World Investment Corp                               | Vietnam              | Consumer Discretionary | 3.45       |
| Metropolitan Bank & Trust Co                               | Philippines          | Financials             | 3.32       |
| Halyk Savings Bank of Kazakhstan JSC                       | Kazakhstan           | Financials             | 2.93       |
| Vietnam Joint Stock Commercial Bank for Industry and Trade | Vietnam              | Financials             | 2.91       |
| FPT Corp   | Vietnam              | Information Technology | 2.85       |

## Risk Disclosure

- Investment Leverage occurs when the economic exposure is greater than the amount invested, such as when derivatives are used. A Fund that employs leverage may experience greater gains and/or losses due to the amplification effect from a movement in the price of the reference source.
- Further information on the potential risks can be found in the Key Information Document (KID) and/or the Prospectus or Offering Memorandum.

## Index Disclaimer

Source: MSCI. The MSCI information may only be used for your internal use, may not be reproduced or disseminated in any form and may not be used as a basis for or a component of any financial instruments or products or indices. None of the MSCI information is intended to constitute investment advice or a recommendation to make (or refrain from making) any kind of investment decision and may not be relied on as such. Historical data and analysis should not be taken as an indication or guarantee of any future performance analysis, forecast or prediction. The MSCI information is provided on an "as is" basis and the user of this information assumes the entire risk of any use made of this information. MSCI, each of its affiliates and each other person involved in or related to compiling, computing or creating any MSCI information (collectively, the "MSCI Parties") expressly disclaims all warranties (including, without limitation, any warranties of originality, accuracy, completeness, timeliness, non-infringement, merchantability and fitness for a particular purpose) with respect to this information. Without limiting any of the foregoing, in no event shall any MSCI Party have any liability for any direct, indirect, special, incidental, punitive, consequential (including, without limitation, lost profits) or any other damages. (www.msci.com)

## Benchmark disclosure

The Investment Advisor will use its discretion to invest in securities not included in the reference benchmark based on active investment management strategies and specific investment opportunities. It is foreseen that a significant percentage of the Fund's investments will be components of the reference benchmark. However, their weightings may deviate materially from those of the reference benchmark.

**Source: HSBC Asset Management, data as at 31 May 2025**

Follow us on:



### Glossary



[www.je.assetmanagement.hsbc.com/  
api/v1/download/document/  
lu0210635099/je/en/glossary](http://www.je.assetmanagement.hsbc.com/api/v1/download/document/lu0210635099/je/en/glossary)

## Important Information

The material contained herein is for marketing purposes and is for your information only. This document is not contractually binding nor are we required to provide this to you by any legislative provision. It does not constitute legal, tax or investment advice or a recommendation to any reader of this material to buy or sell investments. You must not, therefore, rely on the content of this document when making any investment decisions.

Issued by and approved in the UK by HSBC Global Asset Management (UK) Limited which is registered in England at 8 Canada Square, London E14 5HQ. Authorised and regulated by the Financial Conduct Authority and entered on the Financial Conduct Authority register as number 122335.

Distributed by HSBC Bank plc. HSBC Bank plc, Jersey Branch is regulated by the Jersey Financial Services Commission for Banking, General Insurance Mediation, Investment and Fund Services Business. HSBC Expat is a division of HSBC Bank plc, Jersey Branch. HSBC Bank plc, Guernsey Branch is licensed by the Guernsey Financial Services Commission for Banking, Insurance and Investment Business. In the Isle of Man HSBC Bank plc is licensed by the Isle of Man Financial Services Authority. HSBC Bank plc is registered and incorporated in England and Wales with limited liability, number 14259. Registered office: 8 Canada Square, London E14 5HQ. Copyright HSBC Global Asset Management (UK) limited 2025. All Rights Reserved.

The fund is a sub-fund of HSBC Global Investment Funds, a Luxembourg domiciled SICAV. UK based investors are advised they may not be afforded some of the protections conveyed by the provisions of the Financial Services and Markets Act (2000), (the Act). The company is recognised in the UK by the Financial Conduct Authority under section 264 of the Act. The shares in the company have not been and will not be offered for sale or sold in the United States of America, its territories or possessions and all areas subject to its jurisdiction, or to United States Persons. All applications are made on the basis of the Prospectus, Key investor document (KID), Supplementary Information Document (SID) and most recent annual and semi-annual reports, which can be obtained upon request free of charge from HSBC Global Asset Management (UK) Limited, 8 Canada Square, Canary Wharf, London E14 5HQ UK; the local distributors or from our website (see below). Investors and potential investors should read and note the risk warnings in the Prospectus, KID and additionally, in the case of retail clients, the information contained in the supporting SID.

Further information about the Company including the Prospectus, the most recent annual and semi-annual reports of the Company and the latest share prices, may be obtained free of charge, in English, from the Registrar and Transfer Agent by emailing [amgtransferagency@lu.hsbc.com](mailto:amgtransferagency@lu.hsbc.com), or by visiting [www.global.assetmanagement.hsbc.com](http://www.global.assetmanagement.hsbc.com).

The most recent Prospectus is available in English and German. Key Investor Document (KID) are available in the local language where they are registered.

Term: The management company cannot terminate the Fund unilaterally. The Board of Directors may furthermore decide to liquidate the Fund in certain circumstances set out in the prospectus and articles of incorporation of the Fund. Further additional and complete information (including but not limited to) investor rights, costs and charges, please refer to the prospectus.